

Disclaimer

The information in this document is subject to change without notice. Q-Touch makes no representations or warranties with respect to the contents hereof, and specifically disclaims any implied warranties of merchantability or fitness for a particular purpose. Q-Touch reserves the right to revise this publication and to make changes from time to time in the content hereof without obligation of Q-Touch to notify any person of such revisions or changes.

Product Specification

Preliminary Specification

TITLE:	19" Antivandalic Surface capacitive touch screen open frame display
---------------	--

Part No.	Q19TOT
Version	1
Revision	1

General Description

The Q19TOT is a Color Matrix Liquid Cristal Display with an integral Cold Cathode Fluorescent Lamp (CCFL) backlight system. This system includes controller cards with VGA input, backlight inverters and an external power brick. The system integrates a Microtouch™ CleartekII™ surface capacitive touchscreen with an optically laminated 4mm glass on the back and controller card intended to allow a fast user interaction with the whole system.

Everything is mounted in an open frame metal chassis, with VESA 100 mounting on the back, and air intakes in order to keep it in the optimal operating conditions.

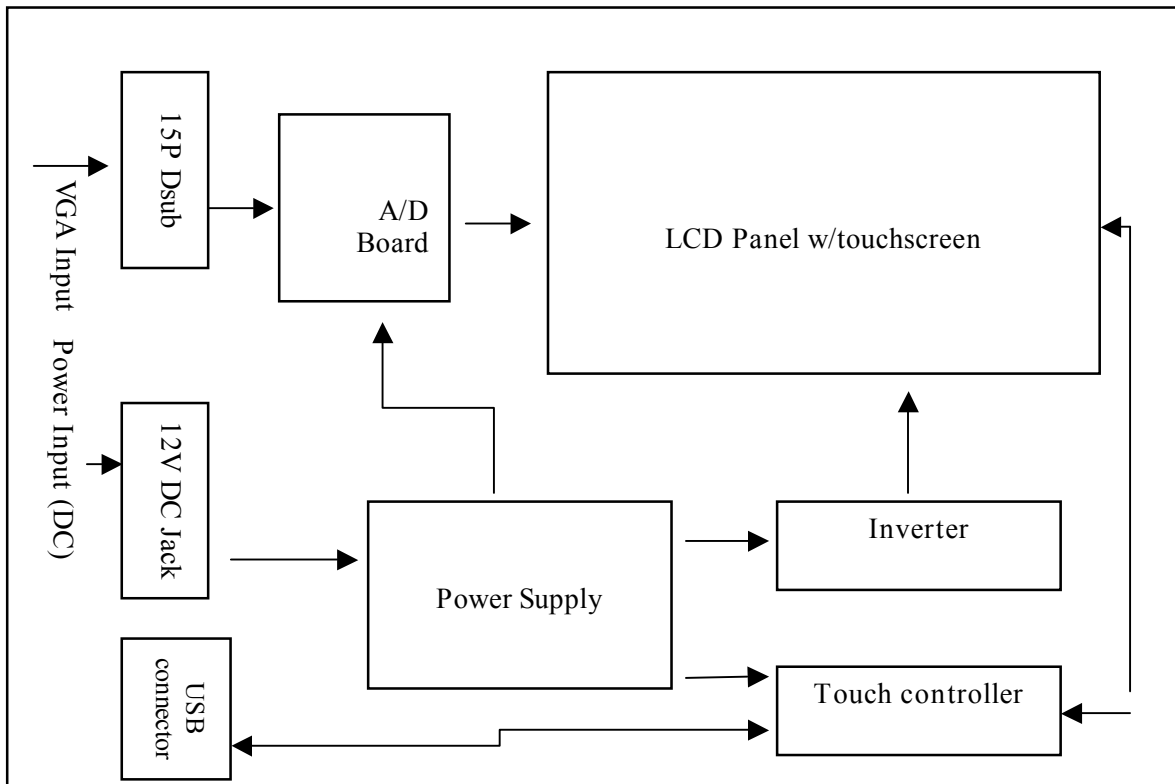
It is intended to be used in applications where high brightness, super wide viewing angle, high color gamut, high color depth, fast response time and agile user interface are important.

General Features

Active Screen Size	19.0 inches (481.84mm) diagonal
Outline Dimension	440mm (W) x 366mm (H) x 56mm(D) (Typ)
Ratio	5:4
Pixel Format	1280 horiz. by 1024 vert. pixels RGB Stripe arrangement

Resolution	SXGA (1280x1024x3 (RGB))
Color Depth	8-bit, 16.7 M colors
Luminance	270 cd/m2 (center 1-point) (Typ)
Viewing Angle	R/L 140 (Typ), U/D 140 (Typ)
Power Consumption	Power on 75W (Typ), Stand By less than 1W (Typ)
Weight	5.7 Kg (Max)
Useful Screen Area	377.22mm (H) x 303.48mm (V)
Display Operating mode	Transmissive mode, normally white
Surface Treatment	Hard coating (3H), anti-glare treatment on the front polarizer (Haze 13%)
Operating Voltage	12VDC
Touchscreen Type	Microtouch™ Cleartek II™ toughtouch surface capacitive

Block Diagram



Absolute Maximum Ratings

Value	Min	Max	Unit
Input Voltage (Display)	11.4	12.6	VDC
Input Voltage (Power Brick)	90	264	Vrms
Frequency Range (Power Brick)	47	63	Hz
Operating Temperature	0	40	°C
Storage Temperature	-10	60	°C
Operating Humidity	20	80	%RH
Storage Humidity	10	90	%RH

Interface Specifications

Video Input: 15P D-SUB, VGA Female connector.

Power Input: 12 Volt DC Jack.

Touchscreen Interface: A-Type USB plug (DB9 option)

Touchscreen Specifications

Touchscreen Type	Surface Capacitive
Linearity	Less than 1%
Input method	Finger
Operating contact time	5.4ms
Surface hardness	MIL-C-675-C
Surface obstructions	Withstands surface contaminants and liquids without affecting its normal function
Chemical Resistance	ASTM-D-1308-2 and ASTM-F-1598-95
Glass Thickness	7.57mm (±0.58mm) typical, glass only

Impact resistance	Complies UL-60950-1
-------------------	---------------------

Mechanical Characteristics (Please check mechanical drawing for more specific data)

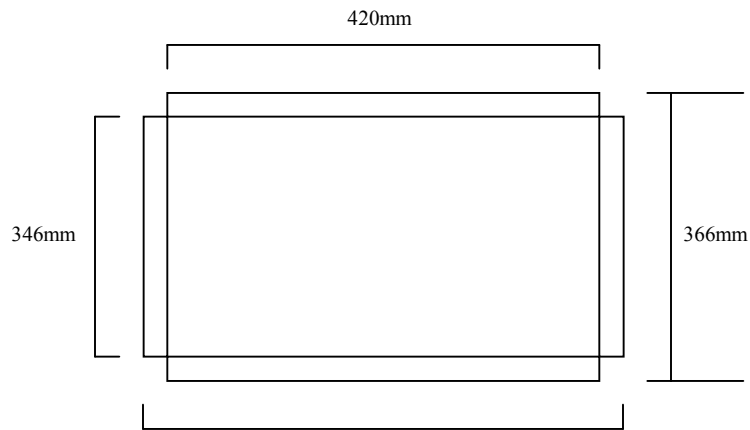
Outline Dimension	Width	440mm
	Height	366mm
	Depth	56mm
Active Display Area	Horizontal	377.22mm
	Vertical	303.48mm
Weight	5.7kg (MAX)	

Safety, Usage and Cleaning considerations.

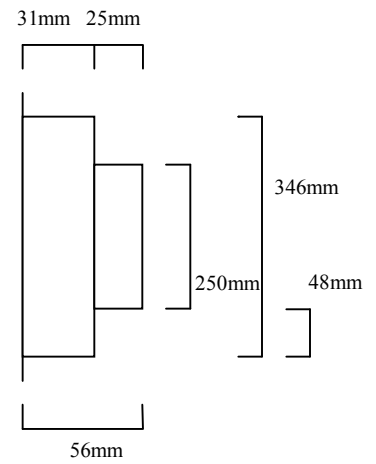
- Do not disassemble your touch display or power brick. These are not user serviceable.
- Do not operate with sharpen objects. Severe damage to the touchscreen may occur.
- The slots located on the sides and top of your display are for ventilation. Do not block or insert anything inside the ventilation slots.
- Do not pour liquid into your display. It is very important to keep it dry. In case your display becomes wet, do not attempt to repair it yourself.
- Always turn off the product before cleaning.
- Do not use alcohol or any other strong dissolvent. Do not use thinner or benzene, abrasive cleaners or compressed air.
- To clean the display cabinet, use a cloth lightly dampened with a mild detergent.
- Do not wipe the screen with a cloth or sponge that could scratch the surface.
- To clean the screen, use window or glass cleaner. Put the cleaner on the rag and wipe the display. Do not apply the cleaner directly to the touchscreen.

Mechanical Drawing

Front View



Side View



Side View

